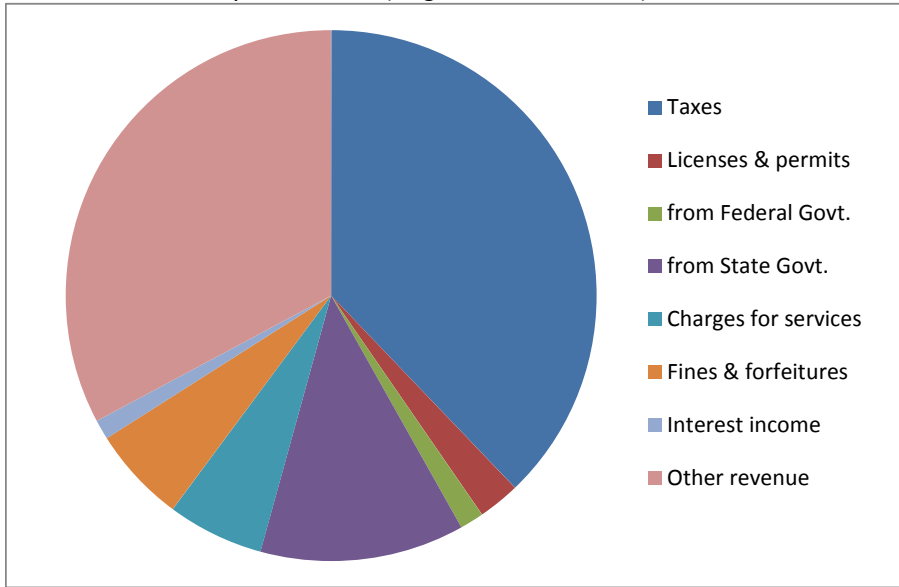


CITIZENS' GUIDE TO LOCAL UNIT FINANCES - Van Buren Township

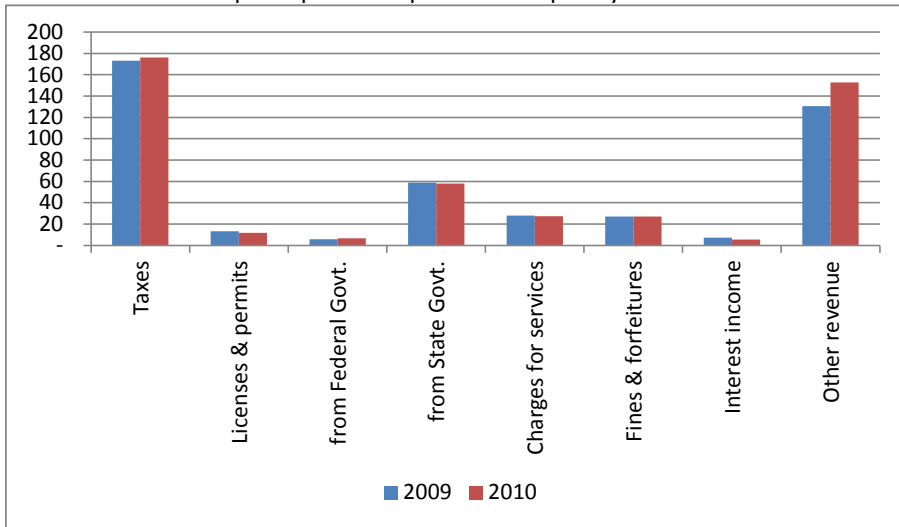
1. Where our money comes from (all governmental funds)



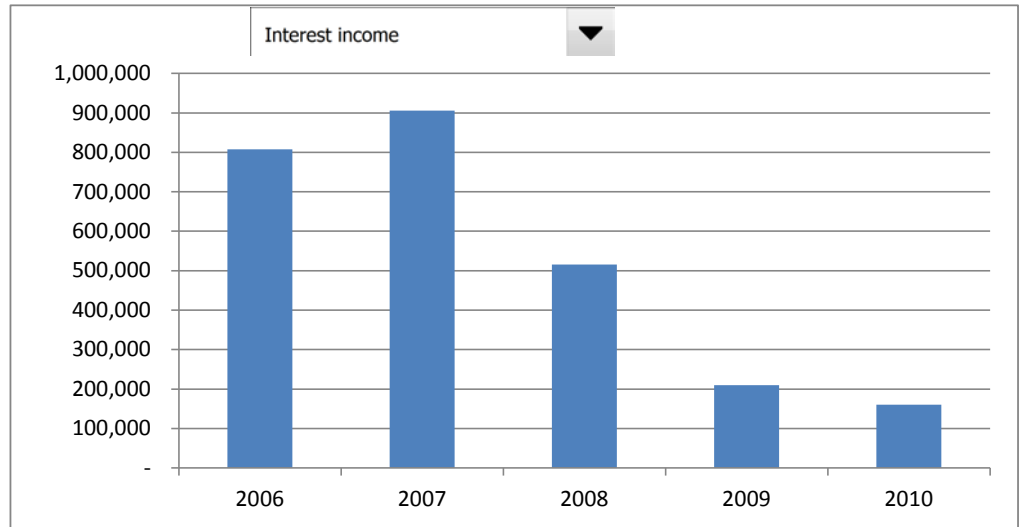
2. Compared to the prior year

	2009	2010	% change
Taxes	\$ 4,990,543	\$ 5,072,550	2%
Licenses & permits	381,980	341,404	(0)
from Federal Govt.	163,181	195,082	0
from State Govt.	1,691,686	1,665,869	-2%
Charges for services	809,168	787,504	-3%
Fines & forfeitures	782,238	780,914	0%
Interest & rent	209,571	160,654	-23%
Other revenue	3,759,051	4,398,162	17%
	<u>\$ 12,787,418</u>	<u>\$ 13,402,139</u>	5%

3. Revenue sources per capita - compared to the prior year



4. Historical trends of individual sources

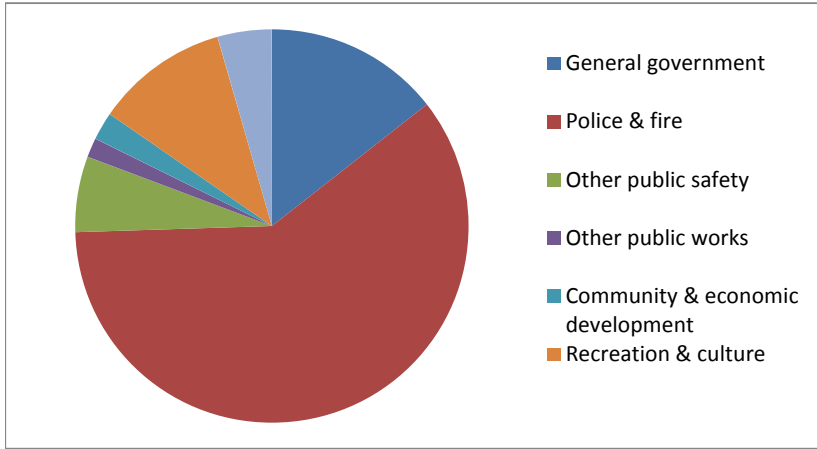


Commentary: Interest rate yields peaked in the 3rd quarter of 2007 and significantly dropped starting in the 1st quarter of 2008 to the present. A significant portion of "Other Revenue" is due to the annual transfer of funds from the Landfill Fund to the General Fund, primarily to supplement Public Safety.

CITIZENS' GUIDE TO LOCAL UNIT FINANCES - Van Buren Township

EXPENDITURES

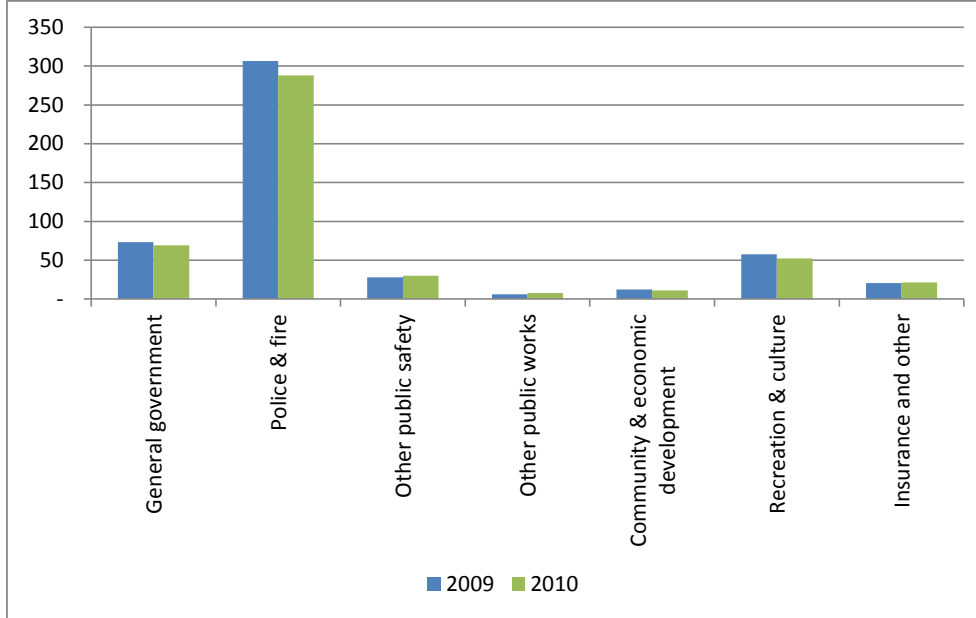
1. Where we spend our money (all governmental funds)



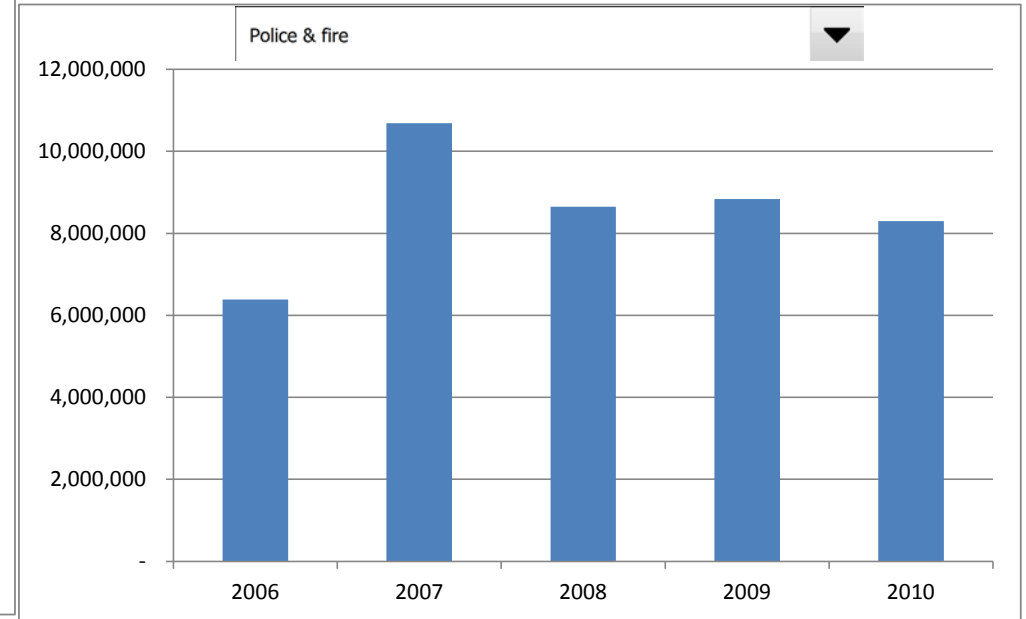
2. Compared to the prior year

	2009	2010	% change
General government	\$ 2,114,781	\$ 1,990,877	-6%
Police & fire	8,838,011	8,295,506	-6%
Other public safety	805,644	859,454	7%
Other public works	178,842	221,277	24%
Community & economic developi	353,628	316,798	-10%
Recreation & culture	1,654,366	1,508,838	-9%
Insurance and other	591,018	616,011	4%
total expenditures	\$ 14,536,290	\$ 13,808,761	-5%

3. Spending per capita - compared to the prior year



4. Historical trends of individual departments:



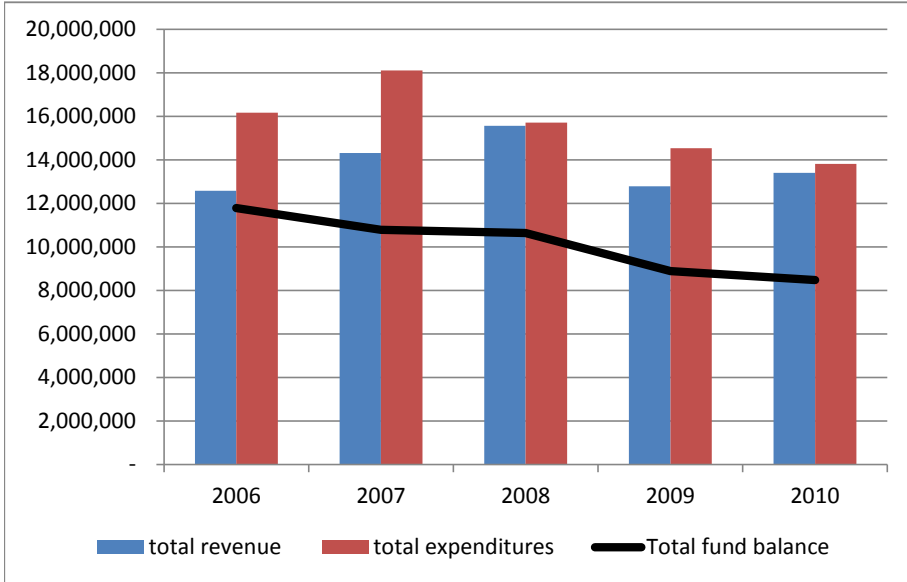
Commentary:

For more information on our unit's finances, contact Sean Bellingham at 734-699-8900 x9214.

CITIZENS' GUIDE TO LOCAL UNIT FINANCES - Van Buren Township

FINANCIAL POSITION

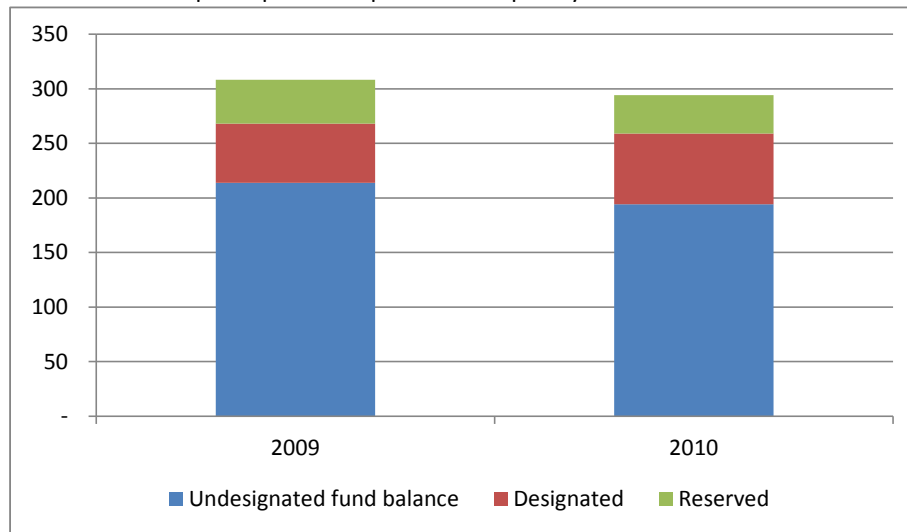
1. How have we managed our governmental fund resources (fund balance)?



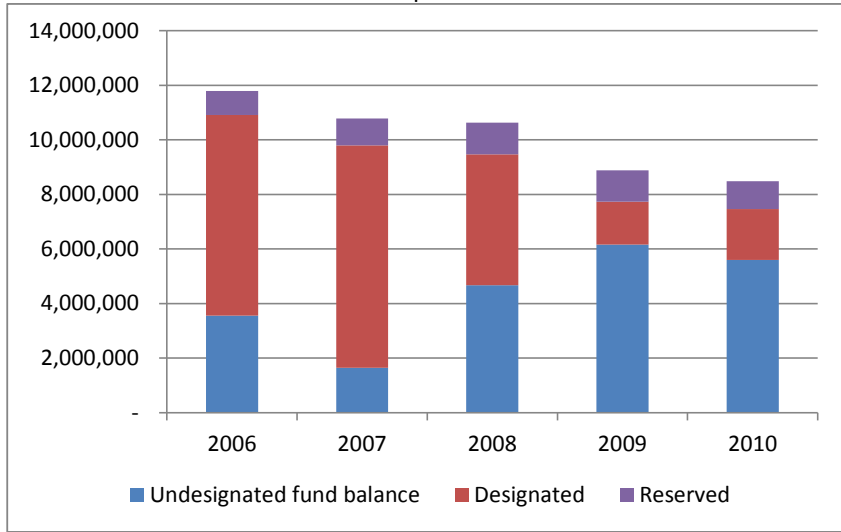
2. Compared to the prior year

	2009	2010	% change
Revenue	12,787,418	13,402,139	5%
Expenditures	14,536,290	13,808,761	-5%
Surplus (shortfall)	(1,748,872)	(406,622)	-77%
Fund balance, by component:			
Reserved	1,157,462	1,019,562	-12%
Designated	1,569,555	1,860,834	19%
Undesignated	6,160,367	5,600,366	-9%
total fund balance	8,887,384	8,480,762	-5%

3. Fund balance per capita - compared to the prior year



4. Historical trends of individual components

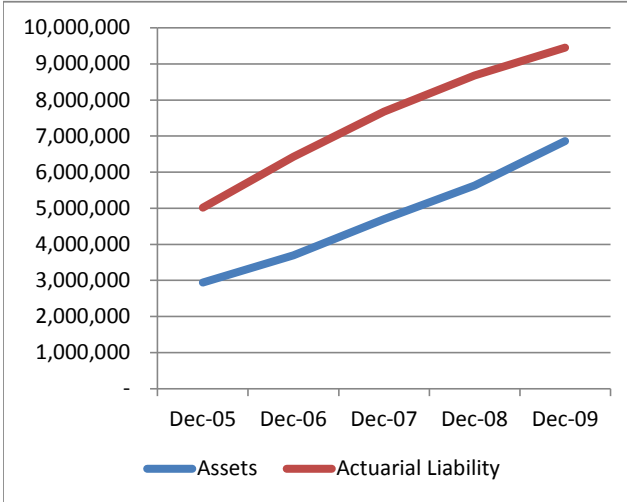


Commentary:

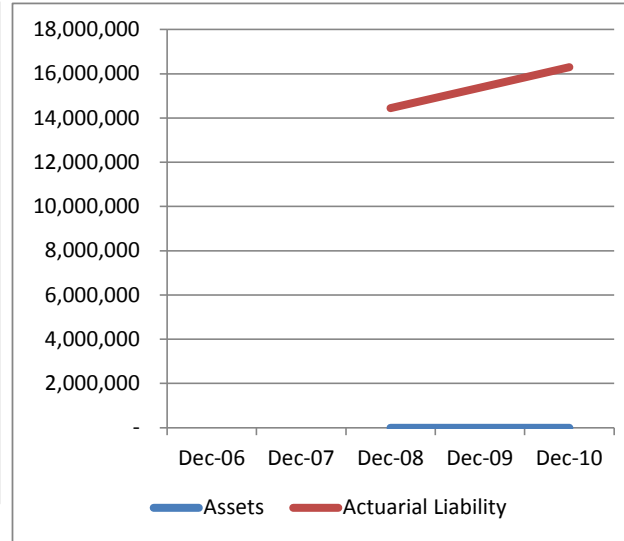
For more information on our unit's finances, contact Sean Bellingham at 734-699-8900 x9214.

CITIZENS' GUIDE TO LOCAL UNIT FINANCES - Van Buren Township

1. Pension funding status

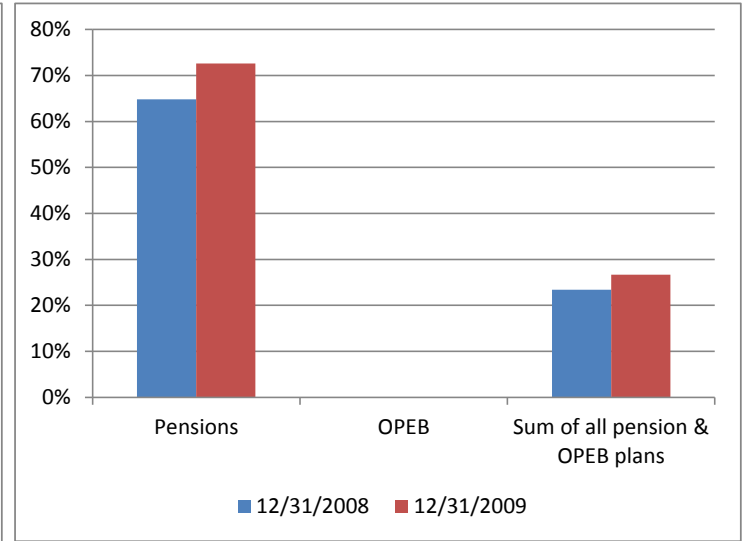


2. Retiree Health care funding status

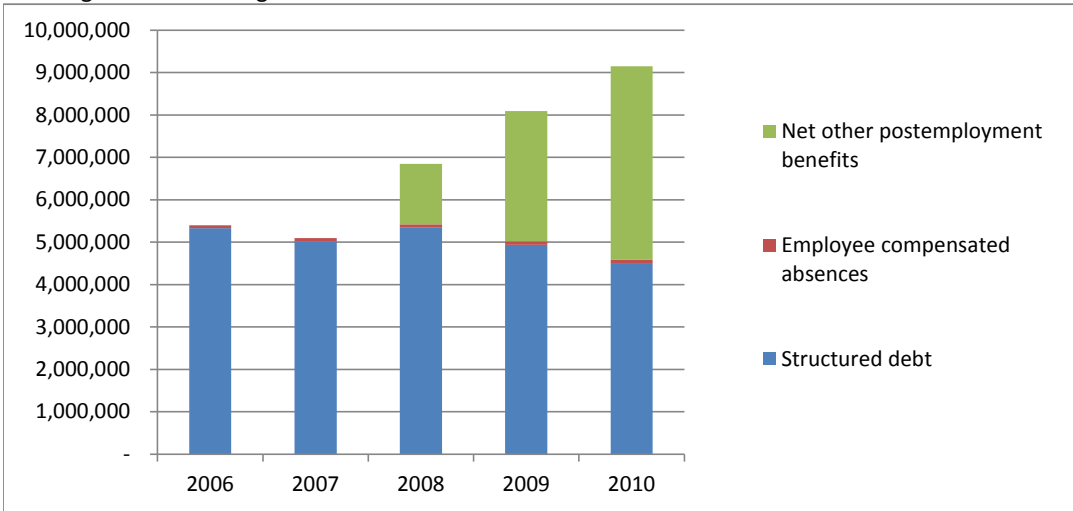


OTHER LONG TERM OBLIGATIONS

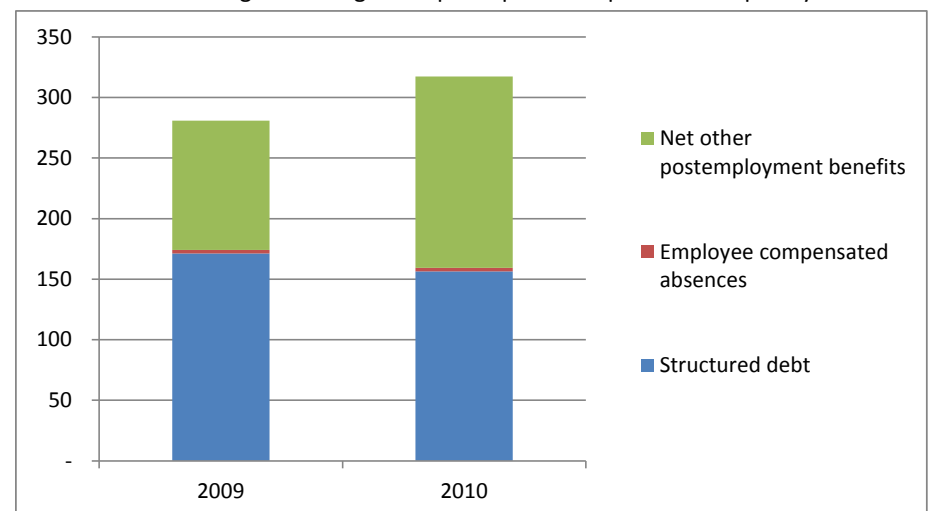
3. Percent funded - compared to the prior year



4. Long Term Debt obligations:



5. Debt & other long term obligations per capita - compared to the prior year



Commentary:

For more information on our unit's finances, contact Sean Bellingham at 734-699-8900 x9214.