

.....

Charter Township of Van Buren

Board Presentation

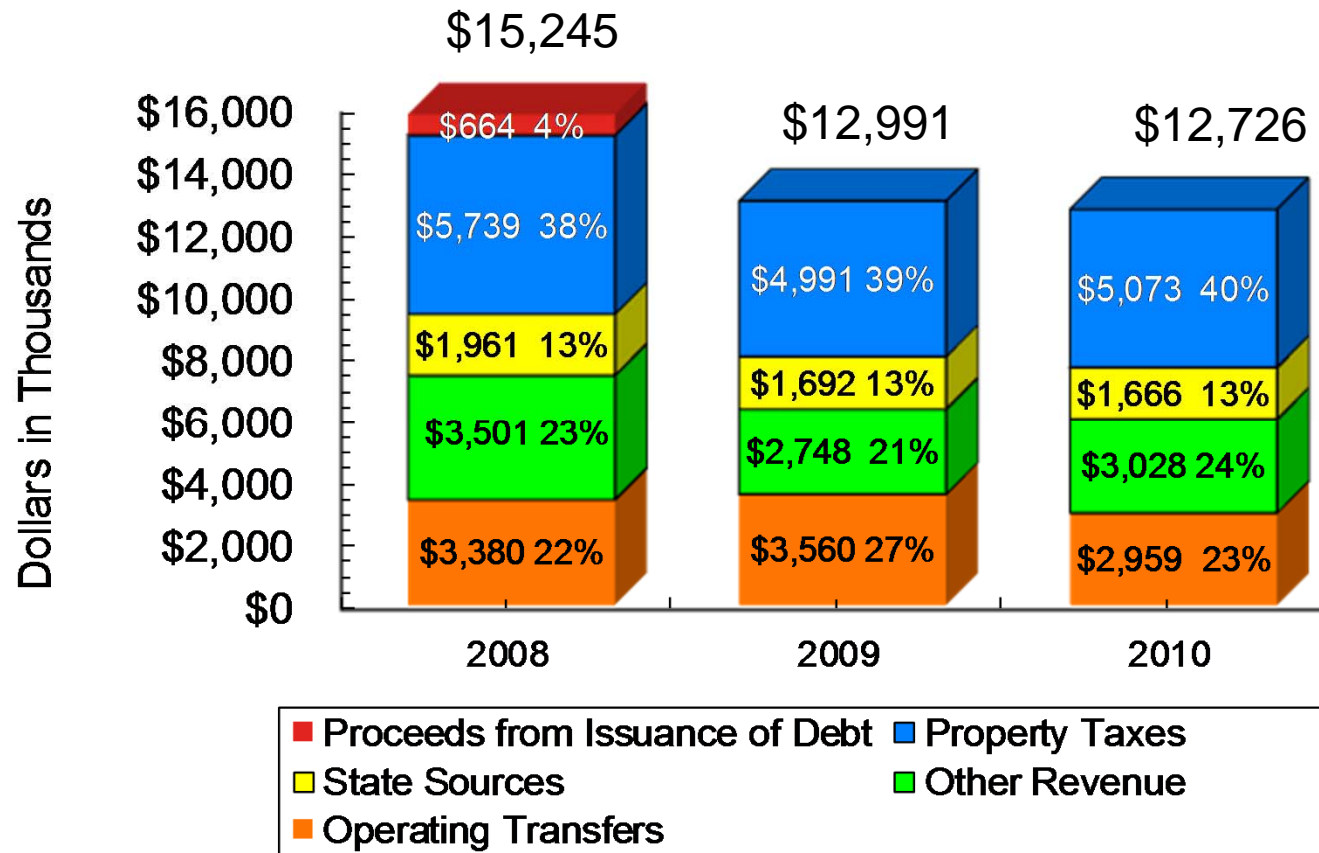
For Year Ended December 31, 2010



Charter Township of Van Buren

General Fund Revenue

Years Ended December 31



Charter Township of Van Buren

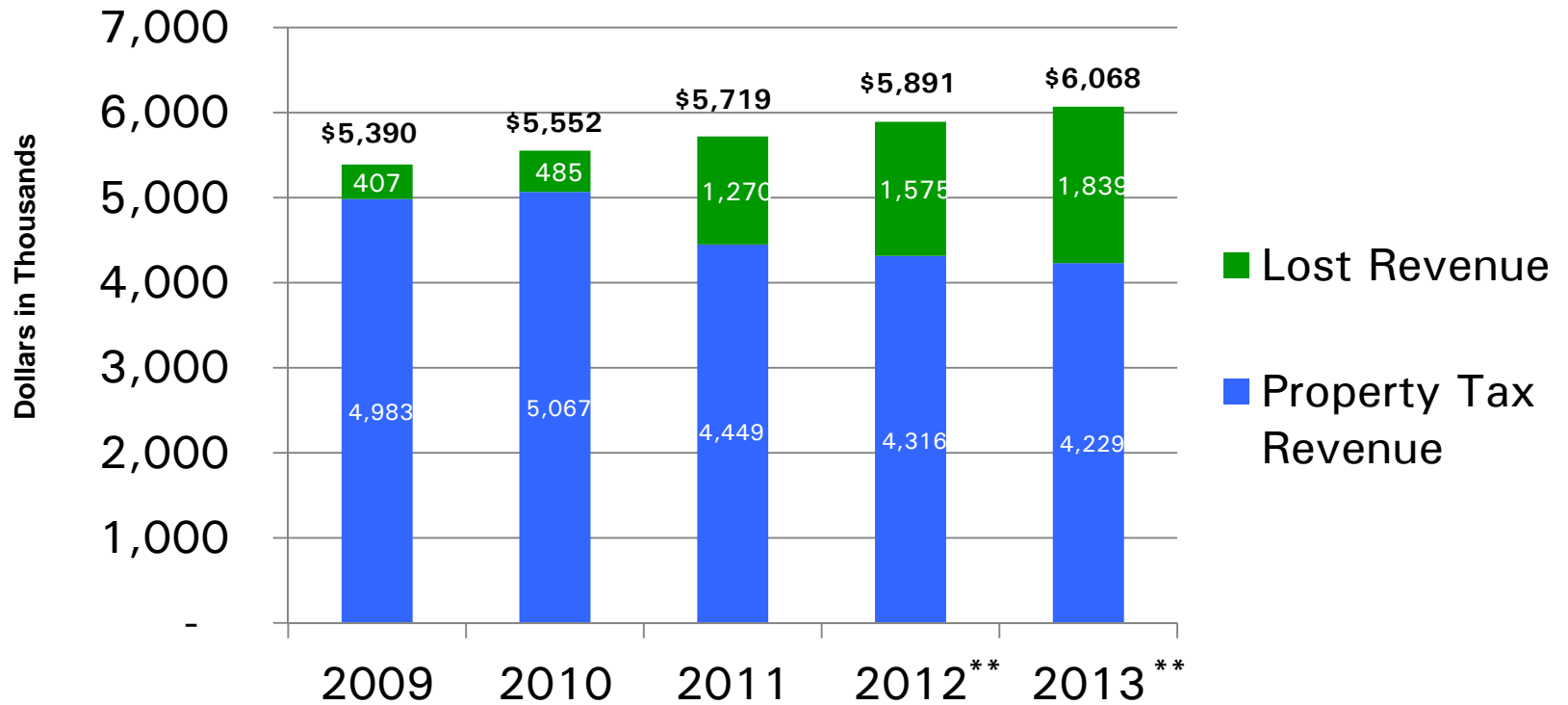
Timing of Property Tax Decreases

Budget Year	12/31/09	12/31/10	12/31/11	12/31/12*	12/31/13*
Assessment date (based on sales from 12-24 months prior)	12/31/07	12/31/08	12/31/09	12/31/10	12/31/11
Levy Date	12/1/08	12/1/09	12/1/10	12/1/11	12/1/12
Taxable Value	1,194,312,889	1,136,155,083	997,818,849	Projected: 967,884,000	Projected: 948,526,000
Percent increase (decrease)	(0.5)%	(4.9%)	(12.2%)	(3.0%)	(2.0%)

* Years 2012 and 2013 are projections

Charter Township of Van Buren

Declining Property Tax Revenues – General Fund

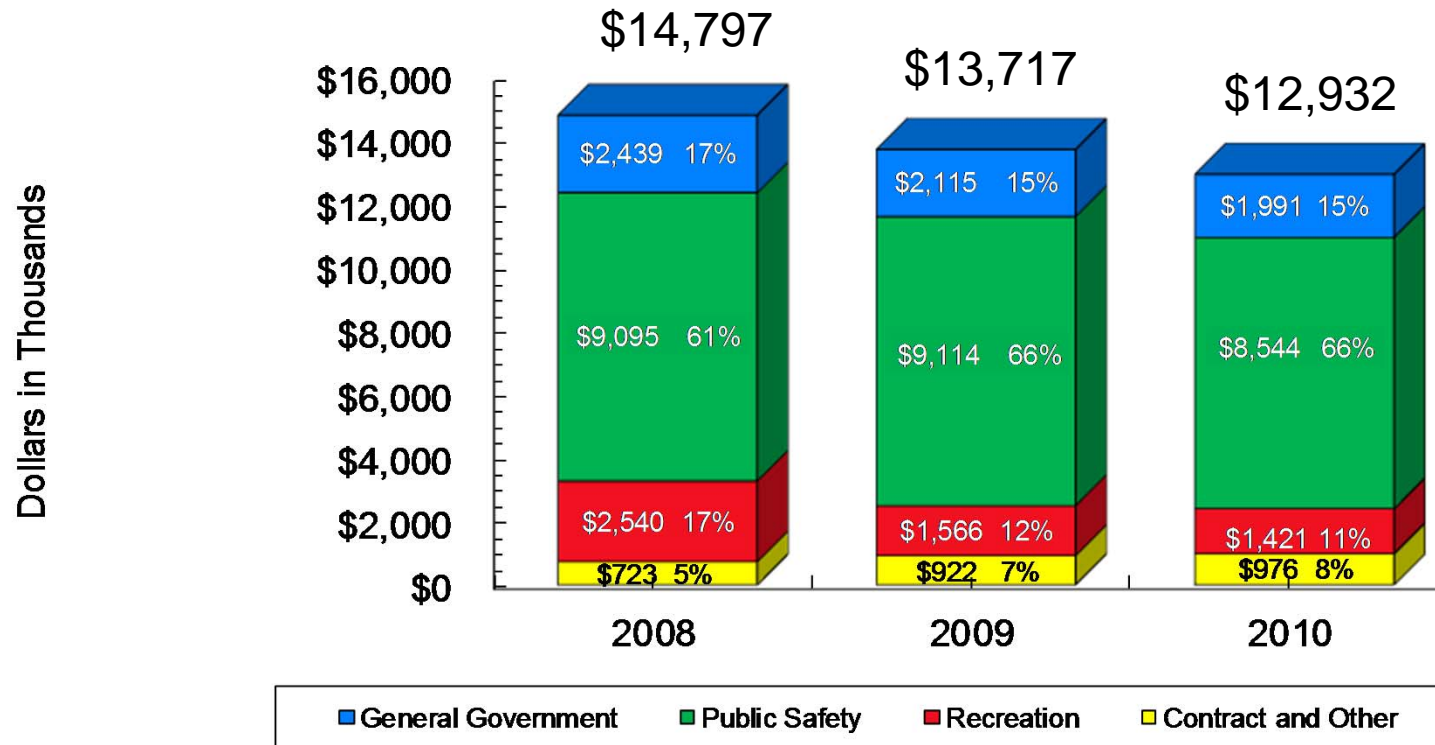


	2009	2010	2011	2012**	2013**
Change in Taxable Value	(0.5%)	(4.9%)	(12.2%)	(3.0%)*	(2.0%)*
Inflation Rate	3.0%	3.0%	3.0%	3.0%	3.0%

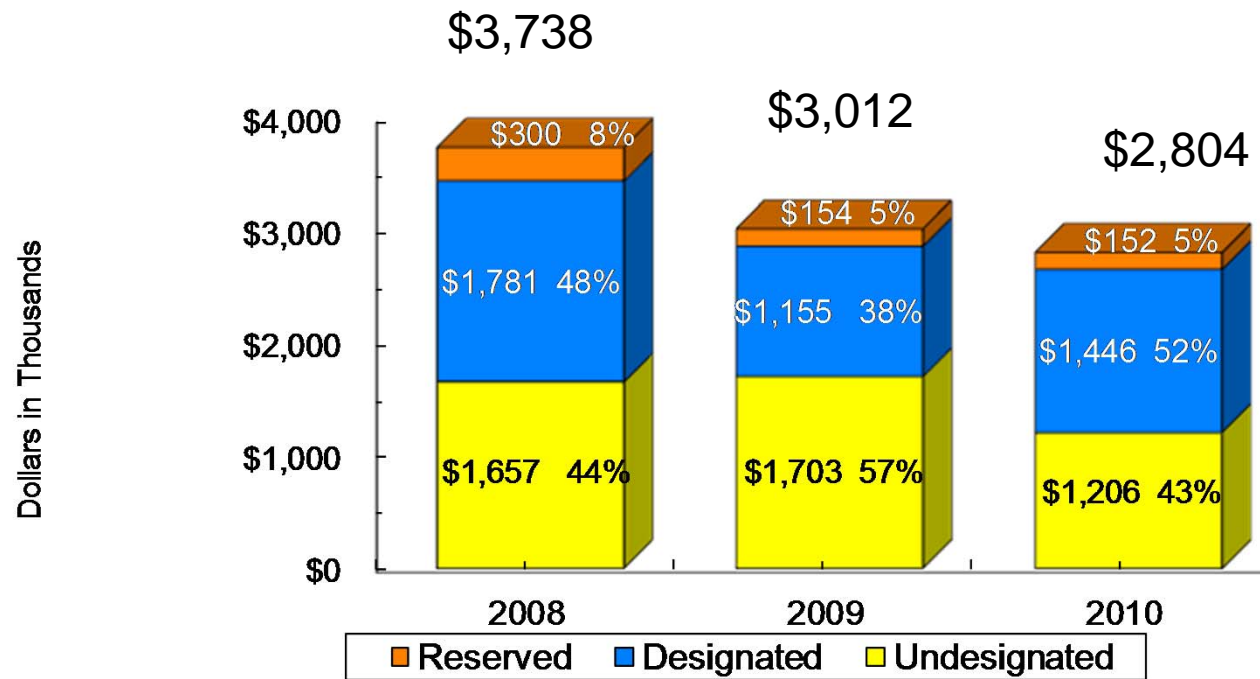
* Change in Taxable Value is projected

**Property tax revenue is based on taxable value projection

Charter Township of Van Buren General Fund Expenditures Years Ended December 31



Charter Township of Van Buren General Fund Composition of Fund Balance Years Ended December 31



Charter Township of Van Buren

Statistical Information

Year Ended December 31, 2010

	Revenue or Receipts
General Fund	\$9,767,000
Special Revenue Funds	
Community Development Block Grant	187,000
Capital Improvement	2,000
Landfill	3,158,000
Drug Forfeiture - State	99,000
911 Service	82,000
Museum	90,000
Lohr Road Project	16,000
Total Special Revenue Funds	3,634,000
Fiduciary Funds	
District Court	23,000
Tax Collection	47,493,000
Delinquent Personal Property Tax and Trailer Fees	226,000
Total Fiduciary Funds	47,742,000
Water and Sewer Fund	12,677,000
Component Units	
Downtown Development Authority	2,022,000
Local Development Finance Authority	6,819,000
Total Component Units	8,841,000
Total	\$82,661,000

**Thank you for the opportunity to serve as auditors
for the Charter Township of Van Buren.**